


General Details of the ULB for Performance Grant (PG) 2018-19		
Name of the State	UTTAR PRADESH	
Name of the ULB	NAGAR NIGAM VARANASI	
Civic Status of the ULB (M Corp/ M Council/ NP)	MUNICIPAL CORPORATION VARANASI	
Census Population (2011)	1201198	
Last Municipal Election Held (Year)	2017	
Next Municipal Election Due (Year)	2022	
Year of Performance Grant Claim	2018-19	
Whether the City is under AMRUT Mission or Not	YES	
Name of the Municipal Commissioner / Executive Officer of the ULB	DR. NITIN BANSAL	
Contact / Mobile No.	7800000900	
Email Address	mcvns1@gmail.com	
Name of the Contact Person	DR. KRIPA SHANKAR PANDEY	
Contact / Mobile No.	8601872661	
Email Address	pandeykripashankar@ymail.com	
Postal Address of the ULB (with Pincode)	NAGAR NIGAM, SIGRA, VARANASI PIN CODE-221010	
Website Address of the ULB	www.nnvns.org	
Publishing of Audited Accounts of Municipality on ULB / State website		
For the Performance Grant of 2018-19	Published Audited Accounts of 2016-17	Yes
	Website Address/URL	www.nnvns.org


 मुख्य वित्त एवं लेखाधिकारी
 नगर निगम, वाराणसी


 नगर आयुक्त
 नगर निगम, वाराणसी


For the Performance Grant of 2018-19

S. No.	Details	Income Details (Amounts to be provided in Rupees Lakh)			
		2014-15 (Audited Actuals)	2015-16 (Audited Actuals)	2016-17 (Audited Actuals)	2017-18 (Audited or Unaudited Actuals)
	Total Receipts (A+B)	28681.24	25602.24	31870.55	69431.56
A	Revenue Receipts (1+2+3)	22691.21	22241.94	23355.77	29121.15
1	Own Revenue Receipts (a+b)	3488.06	4243.73	4424.63	4729.47
a)	Tax Revenue (levied and collected by municipal body)	2761.81	3219.35	3063.91	3517.36
i)	Property tax	2761.81	3219.35	3063.91	3517.36
ii)	Other tax (levied and collected by municipal body)	0.00	0.00	0.00	0.00
b)	Non-tax revenue (levied and collected by municipal body)	726.25	1024.38	1360.72	1212.11
i)	Fees & fines	2.59	4.03	9.72	6.59
ii)	User Charges	0.00	0.00	0.51	6.48
iii)	Other non-tax revenue (levied and collected by municipal body)	723.66	1020.35	1350.49	1199.04
2	Other Revenue Receipts	87.44	445.24	816.93	957.19
a)	Income from interest/investments				
		87.44	445.24	719.07	867.68
b)	Other Revenue income	0.00	0.00	97.86	89.51
3	Transfers/Grants/Assigned Revenues	19115.71	17552.97	18114.21	23434.49
a)	State Assigned Revenue	631.02	1301.53	1735.66	2433.49
b)	State Finance Commission (SFC) Grants/Devolution	17303.24	12991.19	13077.97	13615.19
c)	Octroi compensation	0.00	0.00	0.00	0.00
d)	Other State Government Transfers	0.00	0.00	0.00	0.00
e)	Central Finance Commission (CFC) Grant	1181.45	3260.25	3300.58	7385.81
f)	Other Central Government Transfers	0.00	0.00	0.00	0.00
g)	Others	0.00	0.00	0.00	0.00
B	Capital Receipts	5990.03	3360.30	8514.78	40310.41
1	Sale of Municipal Land	0.00	0.00	0.00	0.00
2	Loans (from State Govt. or Banks etc.)	0.00	0.00	0.00	0.00
3	State Capital Account Grant (under State Schemes etc.)	1040.51	1016.68	3876.29	1511.45
4	Central Capital Account Grant (under Central Schemes etc.)	4949.52	2343.62	4638.49	38798.96
5	Other Capital Receipts	0.00	0.00	0.00	0.00


For the Performance Grant of 2018-19					
S. No.	Details	Expenditure Details (Amounts to be provided in Rupees Lakh)			
		2014-15 (Audited Actuals)	2015-16 (Audited Actuals)	2016-17 (Audited Actuals)	2017-18 (Audited or Unaudited Actuals)
	Total Expenditure (1+2)	26604.99	26672.45	27151.73	51245.43
1	Revenue Expenditure	13360.79	13465.39	17362.42	14780.54
1.1	Administrative Expenses, Establishment and Salaries (All Departments-Regular and Contractual Staff)	11748.62	11669.36	14023.70	13466.18
1.2	Operation and Maintenance (O&M)	1545.60	1696.03	3256.41	1298.35
1.3	Loan repayment (Interest payments)	0.00	0.00	0.00	0.00
1.4	Others (any other revenue expenditure which is not salaries, O&M or Interest Payment)	66.57	100.00	82.31	16.01
2	Capital Expenditure	13244.20	13207.06	9789.31	36464.89
2.1	All developmental works under Central/State specific schemes	13161.86	13126.82	9383.06	36235.53
2.2	Loan Repayments (Principal Amount)	82.34	80.24	406.25	229.36
2.3	Other Capital expenditure	0.00	0.00	0.00	0.00

Note: For the calculation of criteria 2a, revenue expenditure (Administrative Expenses, Establishment and Salaries, O & M and other revenue expenses) is calculated based on summation of 1.1., 1.2 & 1.4.


 अध्यक्ष वित्त एवं लेखाधिकारी
 नगर निगम, वाराणसी


 नगर आयुक्त
 नगर निगम, वाराणसी


For the Performance Grant of 2018-19				
S. No.	Indicators	MoHUA Benchmark	Service Level Benchmarks	
			Status 2017-18	Target 2018-19
Water Supply Services				
1	Coverage of water supply connections	100%	66	69
2	Per capita supply of water	135 lpcd	142	135
3	Extent of metering of water connections	100%	6.9	7
4	Extent of Non-Revenue Water (NRW)	20%	52.3	50
5	Continuity of water supply	24 hours	11	12
6	Quality of water supplied	100%	98.3	100
7	Efficiency in redressal of customer complaints	80%	97.2	80
8	Cost recovery in water supply services	100%	99.4	100
9	Efficiency in collection of water supply related charges	90%	80.6	89
Sewage management (Sewerage and Sanitation)				
1	Coverage of toilets	100%	100	100
2	Coverage of sewage network services	100%	70.9	74
3	Collection efficiency of the sewage network	100%	67.7	71
4	Adequacy of sewage treatment capacity	100%	67.7	71
5	Quality of sewage treatment	100%	94.4	99
6	Extent of reuse and recycling of sewage	20%	7.9	8
7	Efficiency in redressal of customer complaints	80%	97.3	80
8	Extent of cost recovery in sewerage management	100%	42.07	100
9	Efficiency in collection of sewerage charges	90%	67.1	74
Solid Waste Management				
1	Household level coverage of Solid Waste Management services	100%	100	100
2	Efficiency of collection of municipal solid waste	100%	100	100
3	Extent of segregation of municipal solid waste	100%	10	11
4	Extent of municipal solid waste recovered	80%	91.2	80
5	Extent of scientific disposal of municipal solid waste	100%	100	100
6	Efficiency in redressal of customer complaints	80%	94.3	80
7	Extent of cost recovery in SWM services	100%	44.6	0
8	Efficiency in collection of SWM charges	90%	2.9	3
Storm Water Drainage				
1	Coverage of Storm water drainage network	100%	50	51
2	Incidence of water logging / flooding	0%	58	46
For the Performance Grant of 2018-19 : SLB Status of 2017-18				
1	Coverage of Water Supply (24 X 7) in all Public/Community Toilets	24X7	YES	
2	Percentage of waste being processed scientifically*	100%	100	


 मुख्य निवा एवं सैविकी कारी
 नगर निगम, वाराणसी


 नगर आयुक्त
 नगर निगम, वाराणसी

*% amount of waste that is disposed in landfills that have been designed, built, operated and maintained as per standards laid down by Central agencies. This extent of compliance should be expressed as a percentage of the total quantum of waste disposed at landfill sites, including open dump sites. (Source: Handbook of Service Level Benchmarking, MoUD, GoI, Pg 66)


मुख्य विपणन एवं लेखाधिकारी
नगर निगम, वाराणसी


नगर आयुक्त
नगर निगम, वाराणसी

For the Performance Grant of 2018-19

Part 1: Audit of Annual Accounts (Max Marks 10)

Condition	PG Year	Reference Data	Yes /No	Marks Obtained	If published audited accounts on ULB website, Marks = 10; Otherwise marks = 0
Published audited accounts on ULB website	2018-19	Audited Accounts of 2016-17	Yes	10	

Part 2: Increase in Own Revenue Sources

(A): Covering Establishment costs and O&M from own income (Maximum Marks 20)

Condition	PG Year	Reference Data	Own Revenue (i)	Revenue Expenditure (ii)	Achievement Range (i / ii)	Marks Obtained	If achievement range is more than 70 %, marks = 20; between 60 % to 70 %, marks = 15; between 50 % to 60 %, marks = 10, less than 50%, marks = 0.
			Rs. In Lakh		%		
ULBs able to recover costs related to revenue expenditure which is O&M costs as well as establishment & salaries from its own revenue funds excluding octroi, entry tax and stamp duty, etc.	2018-19	2017-18	4,729.47	14,780.94	32.00	0	

(B): Capital expenditure as a percentage of total expenditure (Maximum Marks 20)

For 500 AMRUT Cities

Condition	PG Year	Reference Data	Capital Expenditure (i)	Total Expenditure (ii)	Achievement Range (i / ii)	Marks Obtained	If achievement range is more than 40 %, marks = 20; between 30 % to 40 %, marks = 15; between 20 % to 30 %, marks = 10; less than 20%, marks = 0.
			Rs. In Lakh		%		
Ratio of Capital Expenditure to Total Expenditure including all devolutions/schemes, etc.	2018-19	2017-18	36464.89	51245.43	71.16	20	

For all other Cities

Condition	PG Year	Reference Data	Capital Expenditure (i)	Total Expenditure (ii)	Achievement Range (i / ii)	Marks Obtained	If achievement range is more than 20 %, marks = 20; between 15 % to 20 %, marks = 15; between 10 % to 15 %, marks = 10; less than 10%, marks = 0.
			Rs. In Lakh		%		
Ratio of Capital Expenditure to Total Expenditure including all devolutions/schemes, etc.	2018-19	2017-18	0	0	0.00	0	

UTTAR PRADESH, VARANASI, PG18-19

मुख्य वित्त एवं सहायिकारी
नगर निगम, वाराणसी

नगर आयुक्त
नगर निगम, वाराणसी

Annex ii

Part 3: Publishing of Service Level Benchmarks (SLBs)

A) Water supply:

1) Coverage (Maximum Marks 15)

Condition	PG Year	Reference Data	Coverage Ratio	Marks Obtained	
Water Coverage Ratio	2018-19	SLB Status of 2017-18	66	0	If coverage is between 90% to 100 %, marks = 15; between 80 % to 90 %; marks = 10; between 70 % to 80 %; marks = 5, less than 70%, marks = 0.

2) Reduction in NRW (Maximum Marks 15)

Condition	PG Year	Reference Data	NRW Status	Marks Obtained	
ULB achieving benchmark of Non-Revenue Water	2018-19	SLB Status of 2017-18	52.3	0	If NRW is less than 20%, Marks = 15; between 20 % to 30 %, marks = 10; between 30 % to 40 %, marks = 5; above 40 % , Marks =0.

3) Coverage of Water Supply for Public/Community Toilets (Maximum Marks 10)

Condition	PG Year	Reference Data	Percentage of 24X7 Water Supply to all PT/CT	Marks Obtained	
ULB providing water connection to Public and Community Toilets	2018-19	SLB Status of 2017-18	YES	10	If 24X7 water supply to all PT and CT, marks = 10; otherwise marks = 0

B) Solid Waste Management:

Coverage (Maximum Marks 10)

Condition	PG Year	Reference Data	% of waste being processed scientifically	Marks Obtained	
% of waste being processed scientifically	2018-19	SLB Status of 2017-18	100	10	If percentage of waste being processed scientifically is more than 50 %, marks = 10; between 20% to 50%, marks = 5; less than 20%, marks = 0.



 मुख्य वित्त एवं लेखाधिकारी

 नगर निगम, वाराणसी




 नगर आयुक्त

 नगर निगम, वाराणसी

State	UTTAR PRADESH			
ULB	NAGAR NIGAM VARANASI			
For the Performance Grant of 2018-19				
		Criteria	Maximum Marks	Total Marks Obtained
Part 1 : Audit of Annual Accounts		Published audited accounts on ULB website	10	10
Part 2 : Increase in Own Revenue Sources	a)	Covering Establishment costs and O&M from own income	20	0
	b)	For AMRUT cities	20	20
		For Non-AMRUT cities	Capital expenditure as a percentage of total expenditure	
Part 3: Publishing of Service Level Benchmarks (SLBs)	a)	1	15	0
		2	15	0
		3	10	10
	b)	Percentage of waste being processed scientifically	10	10
Total			100	50


 मुख्य वित्त एवं लेखाधिकारी
 नगर निगम, वाराणसी


 नगर आयुक्त
 नगर निगम, वाराणसी